

Tulip



SOVET

ITALIA


Tulip

Design by Guido Porcellato

Tulip è progettato per offrire una comoda superficie di appoggio nella zona relax, arricchendo lo spazio circostante con il suo raffinato design. La scelta fra diversi materiali e colori per il top, lascia libero spazio all'interpretazione ed all'immaginazione, in ogni contesto d'arredo.

Tulip is designed to offer a useful support top in lounge areas, adding value to the whole space with its refined design. The choice among different materials and colours available for the top allows different interpretations and leaves the imagination free in each furniture setting.

Gallery



SOVET

ITALIA

Tulip

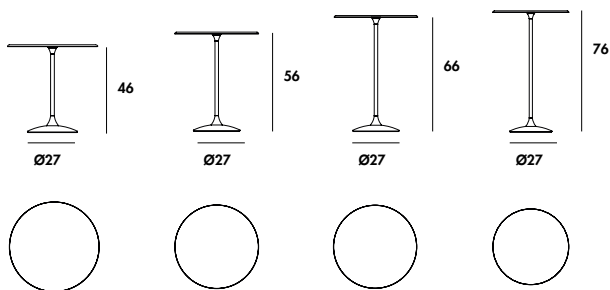
Design by Guido Porcellato

Tavolino con base in metallo cromato o laccato, varie finiture. Top temperato o stratificato in varie misure, materiali e finiture.

Coffee table with chromed or lacquered metal base, various finishes. Tempered or laminated top in different measures, materials and finishes.

Models & Dimensions

- Ø 48x46h
- Ø 62x46h
- Ø 48x56h
- Ø 48x66h
- Ø 48x76h




Finiture top / Top finishes

Vetro/Glass



TETE TFF

Vetro acidato/ Frosted glass




Materia




MESP MBSP


Ceramica CE1/Ceramic CE1




Ceramica CE2/Ceramic CE2




Vetro laccato/ Lacquered glass



Net glass



Legno/Wood



RN RG WG NC

Finiture base / Base finishes

Cromo lucido/Polished chrome



LC

Metallo laccato/Lacquered metal



GB GN GT GC

Bordi/Edges

VETRO / ACIDATO
GLASS / FROSTED

10 Becco di civetta



NET GLASS

12 Filo lucido



CERAMICA strat. VETRO
CERAMIC laminat. GLASS

15 Filo lucido 45°



MATERIA

12 Becco di civetta



LEGNO
WOOD

24 Filo 45°



	VETRO / ACIDATO GLASS / FROSTED	NET GLASS	CERAMICA strat. VETRO CERAMIC laminat. GLASS	MATERIA	LEGNO WOOD
● Ø 48x46h	•	•	•	•	•
● Ø 62x46h	•	•	•	•	•
● Ø 48x56h	•	•	•	•	•
● Ø 48x66h	•	•	•	•	•
● Ø 48x76h	•	•	•	•	•